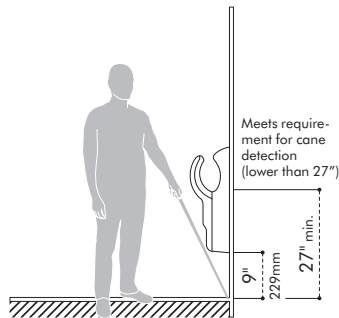


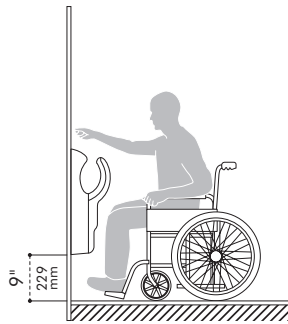
Mobility access within washroom facilities

Because the Airblade dB hand dryer is primarily installed in a restroom setting, it must comply with at least two primary accessibility requirements. The first is that the unit be placed on an accessible route but not protrude into any required accessible clear area of other items, such as a door, sink, toilet, urinal or fixed waste receptacle. The second is the mounting height relating to reach range and space requirements to use the unit itself. State or local codes may require more stringent accessibility standards when facilities are newly constructed or altered. An accessible restroom is comprised of an accessible entrance, accessible turning space, and at least one type of accessible dispenser and fixture of each type. The Airblade dB hand dryer would be considered a wall mounted unit similar to a towel dispenser.



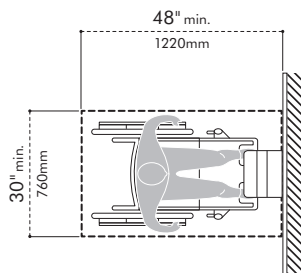
Clearance for wall-mounted protruding objects:

Items such as the Airblade dB hand dryer that protrude beyond the 4" are allowed to be of an unlimited distance by ADAAG as long as they are mounted at 27" above finished floor (AFF) or lower so that they overlap the cane detection range. Objects mounted with their leading edges at or below 27" (685 mm) AFF may protrude any amount; however, protruding objects should not reduce the clear width of an accessible route or maneuvering space. Any retrofit installation must comply with the newest and most stringent code standards.



Forward reach:

Often accessibility code concepts are concerned with people in a seated position who use wheelchairs, which naturally limits the height and depth of their reach range. Because of the design of the Airblade dB hand dryer, the front approach is the only way the unit can be properly used, therefore the side approach standards should not apply.



Clear floor ground space:

A clear area in front of the unit should be a minimum of 30" wide by 48" of length. This area can overlap a circulation path but should not overlap other required accessible areas, for example, a lavatory sink in restrooms with access to more than one user at one time. Single use restrooms can overlap accessible areas due to the fact that they are used by only one person at a time.

Dyson Airblade dB accessible installation matrix:	Yes/No	Compliant
Does the unit have the required front approach 30" x 48" clear floor clearance?	Yes	Yes
Does the reach range exceed 40" maximum height above the finished floor surface?	No	Yes
Is the hand dryer mounted at a height where it is considered a protruding object?	No	Yes
Does the front edge project more than 4" into the path of travel when properly mounted?	No	Yes
Does the unit provide the proper 9" toe clearance?	Yes	Yes

Conclusion

Based on the review of the Airblade dB hand dryer, it appears that if properly installed per Dyson's recommendations for height, and the design professional allows the proper front approach clear area with no conflicting overlapping accessible areas, then the unit should comply with accessible requirements.

LOW VOLTAGE AND HIGH VOLTAGE TECHNICAL SPECIFICATION

Electrical

Input voltage: Low Voltage = 100-120V, High Voltage = 200-240V
Frequency: Low Voltage = 50 or 60Hz, subject to voltage (100-110V at 50-60Hz; 120V at 60Hz); High Voltage = 50-60Hz
Rated power: 100-110V at 1150 W; 120V at 1400W; 200-240V at 1600W
Motor type: Dyson digital motor V4 – brushless DC Motor
Motor switching rate: 6,100 per second
Motor speed: 92,000 rpm
Amp: Recommended dedicated 15 amp circuit, Low voltage = 10.81 amps at 120V, High voltage = 7.50 amps at 220V
Operating temperature range: 32°– 104°F
Heater type: None
Standby power consumption: Less than 0.5W

Construction

Casing construction: Polycarbonate-ABS casing
Antimicrobial coating type: Antimicrobial molded additive in fascia and blades can help prevent the growth of bacteria.
Color finish: Gray or White
Light reflective value: 28.3 (gray) 77.4 (white)
Galvanized steel back plate/mounting bracket
Exterior screw type: Anti-tamper M6 machine screw
Water ingress protection to IP35

Filter

Sealed HEPA filter (glass fiber and fleece prelayer)
Removes 99.97% of particles, as small as 0.3 microns, including bacteria and viruses.

Operation

Touch-free infra-red activation
Hand dry time measurement: 10-12 seconds*
Operation lock-out period: 30 seconds
Airspeed at apertures: 430 mph
Maximum Altitude: 2,000 meters/6,561 feet
Operating airflow: Up to 7.93 gallons/sec (30 liters/sec) and 63.6 CFM
Rated operating noise power: 81 db(A)

Logistics

Serial number prefix: Gray FT6; White FT7
Net weight: 17.88 lb / 8.11 kg
Packaged weight: 24.58 lb / 11.15 kg
Packaged dimensions: H28 ⁵ / ₁₆ " (735mm) × W14 ¹ / ₈ " (359mm) × D12" (304mm)
UPC barcodes: Gray – Low Voltage: 885609001050, High Voltage: 885609004440; White – Low Voltage: 885609001067, High Voltage: 885609004433

Standard warranty

5 year parts and 1 year limited labor warranty

Accreditations

Carbon Trust
HACCP International
NSF International P335
ADA compliant
Contributes to LEED certification



Product range (Select one)

AB14 Gray

Part number/SKU
<input type="checkbox"/> Low Voltage: 301853-01
<input type="checkbox"/> High Voltage: 304663-01

AB14 White

Part number/SKU
<input type="checkbox"/> Low Voltage: 301854-01
<input type="checkbox"/> High Voltage: 304664-01



The Carbon Reduction Label is the registered trademark of the Carbon Trust. HACCP International non-food certification mark is the registered trademark of HACCP International. HACCP International have certified Dyson products based on their recommended installation and operating conditions. The NSF logo is the registered trademark of NSF International.

*Dry time determined using Dyson test method 769 based on NSF P335 to a measurement of 0.1g residual moisture.

For more information, please contact Dyson:

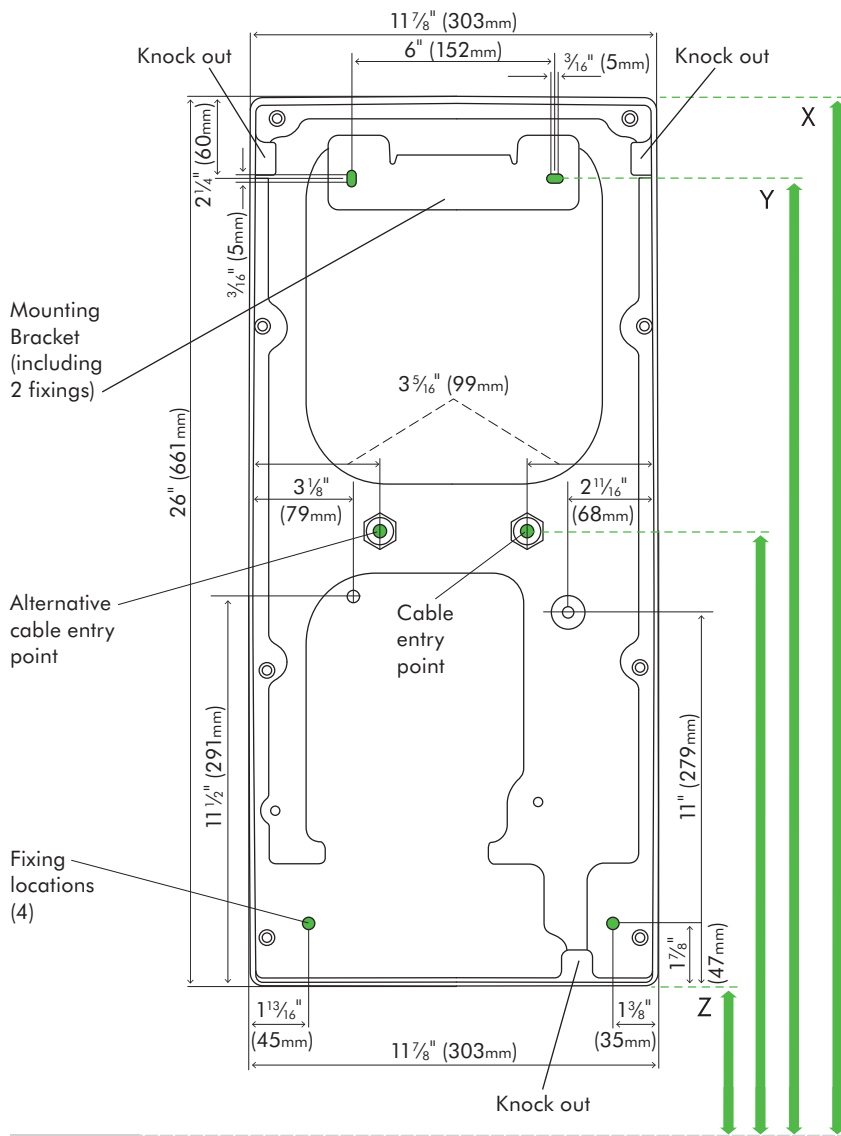
1-888-397-6622 | airbladeinfo@dyson.com | www.dyson.com



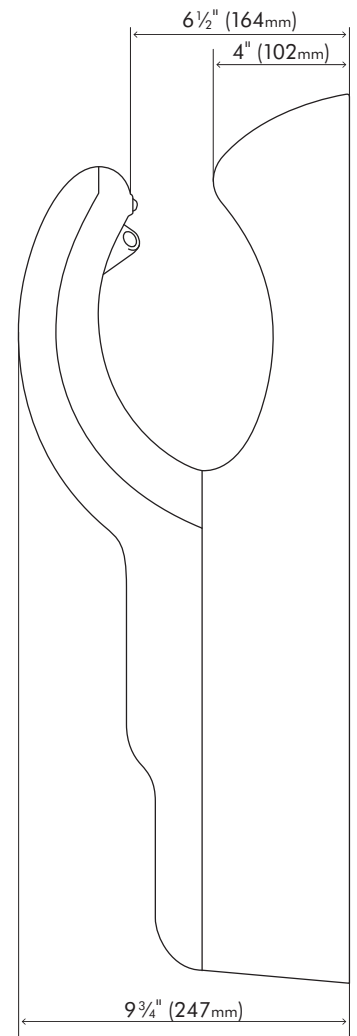
TECHNICAL SPECIFICATION

**AB
14**

REAR ELEVATION



SIDE ELEVATION



All dimensions shown in inches (+/- 3/16") and in millimeters (+/- 5mm)

FLOOR

Recommended installation heights from floor

Male	X 41 3/8" (1050mm)	Y 39" (990mm)	Z 15 3/8" (390mm)
Female	X 38 3/8" (975mm)	Y 36" (915mm)	Z 12 3/8" (315mm)
Child or disabled	X 34 1/2" (875mm)	Y 32 1/8" (815mm)	Z 8 1/2" (215mm)

Machine dimensions

Height 26" (661mm) × Width 11 7/8" (303mm) × Depth 9 3/4" (247mm)

Minimum clearance

7 7/8" (200mm) from floor; 2" (50mm) clearance either side and above machine.

Cable entry point from floor

Male	28 1/2" (725mm)
Female	25 5/8" (650mm)
Child or disabled	21 5/8" (550mm)